


ALFRA PROFILE RAIL CUTTING DEVICE® – PSG DUO®

For common mounting rails with hand lever operation
Cuts both profile rails TS 35/7.5 + 35/15 mm precisely and without effort

- With guide support for 90°-angle precise cutting
- With reinforced cam located directly above the shear plate
- Lower force application due to improved force transmission
- Maintenance-free
- Cutting to length without waste
- Shear plate re-grindable
- Anodised, laser-engraved longitudinal limit stop 1000 mm with guidance fixture for precise angled cutting to length with millimetre and inch scaling.
- Easy to install on the workbench
- Scale divisions metric and inches

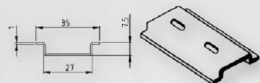


Prod.-No. 03199

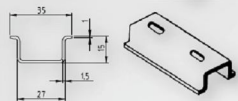
ALFRA profile rail cutting device® – PSG Duo® Prod.-No. 03199

Profile rails

Mounting rail
35 mm/7.5
as per EN 60715



Mounting rail
35 mm/15
as per EN 60715



Custom-made products for special profiles such as
cable ducting on request!



Ташев-Галвинг ООД
www.tashev-galving.com